



Minimize the risk of contamination with Pallet and Freezer Spacer Washers from Cherry's



*From manual to
automatic...*

*from low to high
capacity...*

*from light duty to
heavy duty...*

*from 1-person to
multiple person
operation...*

*Cherry's has a pallet
washer to keep you in
the clean!*

Minimize the Risk of Contamination with an Effective Pallet Washing System. Our stainless steel washing equipment used and trusted by the Food, Pharmaceutical, and Chemical industries; cleans wood pallets, plastic pallets, aluminum pallets, totes, containers and freezer spacers. Minimize the risk of introducing Salmonella, E-coli, Listeria, Allergens, dust, dirt and other contaminants into the WIP and production areas. Rinse, clean, sanitize, remove blood, fats, powders, dyes, oils, grease, and loose debris that can accumulate on pallets of all types, which is an essential part of a HACCP or self-auditing program. We offer an inexpensive rinse system for low volume applications or automatic system which wash and dry up to 200 pallets per hour.



- Manual
- Add'l pressure washer required*

Manual Pallet and Freezer Spacer Washer

Quick Overview

The PPW-2500 Pallet Washing Cabinet for low volume washing applications. 10-gallon waste water tank with 2" drain hole. 304 Stainless steel construction. Spray shields and bristle brushes on both entry and exit openings. Handles pallets up to 48" tall and 6.5" Wide.

Product Description

PPW-2500 Pallet Washing Cabinet requires water pressure from an electric/gas pressure washer* with an output of at least 6 GPM and 2,500 PSI. This unit contains seven 65° spray nozzles, (3) three on each side and one on the top for complete coverage. Equipped with (6) stainless steel rollers to assist in manually pushing and pulling the pallet through the wash zone. Entry and exit brushes on both ends help clean the pallet and contain overspray. Weighs 350 lbs, overall dimensions 76" T x 39" W x 39" D.



- Light-duty
- Automatic

Entry Level Automatic Pallet Washer

Quick Overview

The EPW-150 handles up to 150 plastic, aluminum or wood pallets per hour. 304 Stainless steel construction. 150 GPM drive pump at 60 PSI.

Product Description

The EPW-150 entry level automatic pallet washer, with standard spray tip nozzles and stainless steel schedule 40 piping. Complete with a 150-gallon re-circulating water tank and horizontal filter screens which capture waste water via gravity and remove debris from recirculating water. Final fresh rinse water group and positive sanitizer utilize fresh plant hot water.



Automatic Pallet Washer

Quick Overview

The PWIMC-8-15 Automatic Pallet washer washes up to 200 pallets per hour. 304 Stainless steel construction. 180 GPM water pump at 60 PSI; wash temp 150° F.

Product Description

The PWIMC-8-15 automatic pallet washer uses custom angle spray nozzle tips and a tapped nozzle spray system to clean pallets with 150° F water from a 200-gallon re-circulating water tank. The gravity filter system captures water, and passes it through multiple filter screens to remove debris from re-circulating water. Final rinsing uses water from facility at wash temperature. Can clean 150-200 pallets per hour, under optimum conditions.




Automatic Pallet Washer with Push Over

Quick Overview

The PWIMC-8-15-PRC offers same side loading/unloading for single-person operation. 304 Stainless steel construction. Sprays 180 GPM at 60 PSI; wash temp 150° F. Handles up to 100 pallets/hour.

Product Description

The PWIMC-8-15-PRC automatic pallet washer is specifically designed for one person operation. This unit uses custom angle tip spray nozzles and a tapped nozzle spray system to spray water in all directions within an enclosed area to clean pallets with 150° F water from a 200 gallon re-circulating water tank. The gravity filter system captures water, and passes it through multiple filter screens to remove debris from re-circulating water. Final rinsing uses water from facility at wash temperature. The Push Over Return System installed on this unit allows loading and unloading of pallets from the same location, meaning one person can effectively operate this machine.



*Cold Water Pallet Washer

The Hotsy 1700 Series, 2,500 PSI Cold water pressure washer. Hose length: 50 ft. 5.9 GPM, 208V, 240V, 480V motor. Color coded spray nozzles in 0°, 15°, 25°, 40°. Includes 7-year crankcase and lifetime manifold warranties.

Buyers Guide



Model	PPW2500	EPW-150	PWIMC-8-15	PWIMC-8-15-POR
Brand	Cherry's	Kuhl	Kuhl	Kuhl
Operation	Manual	Automatic	Automatic	Automatic
Pallets per hour	20–30	150	200	100
Freezer Spacers per hour	20–30	150	200	100
No. of Nozzles	7	65-70	65-70	65-70
Nozzle type	65° — ¼ MEG	35° high impact	35° high impact	35° high impact
Water Pump	6 GPM required	150 GPM	150 GPM	180 GPM
Pump Pressure	2500 PSI required	60 PSI	60 PSI	60 PSI
Filters	—	Horizontal & vertical	Horizontal & vertical	Horizontal & vertical
Washing Temperature	Supply	150°F	150°F	150°F
Recirculating Tank	—	150 GAL	200 GAL	200 GAL
Internal Plumbing	stainless steel	40 GA stainless steel	40 GA stainless steel	40 GA stainless steel
Special Features	low cost	entry level	high-capacity	push-over for 1-person operation

Options:

PSU—Positive Sanitizer Unit	—	—	yes	yes
VSD—Variable speed drive	—	—	yes	yes
RCG—Rinse control group	—	—	yes	yes
Freezer spacer guide system	yes	yes	yes	yes
VES—Variable exhaust fan	—	—	yes	yes
Gas-fired hot water boiler	—	—	yes	yes
HIPB Blower Dryer	—	—	yes	yes
Low Volume Blow-off	—	—	yes	yes

Need more help:

Give us a call at **800-350-0011**

Email sales@cherrysind.com

or visit PalletWasher.com



600 Morse Ave.
Elk Grove Village, IL 60007

800-350-0011

