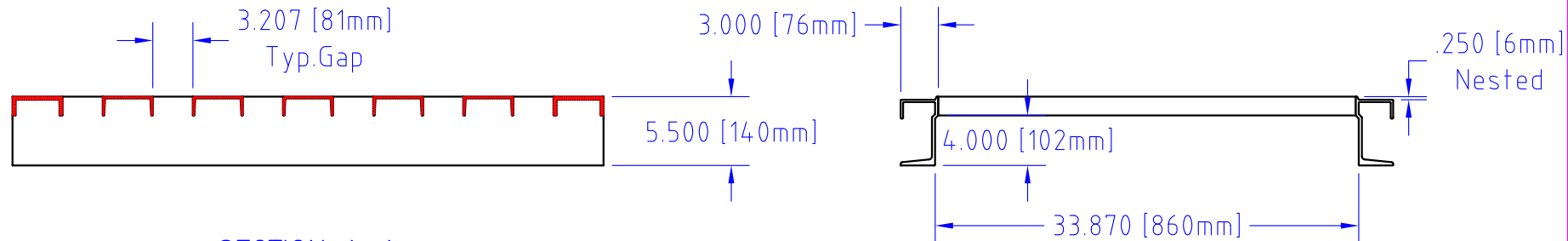
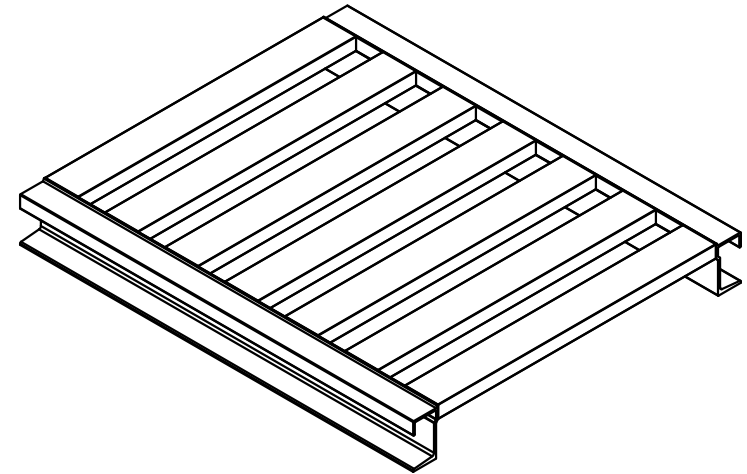
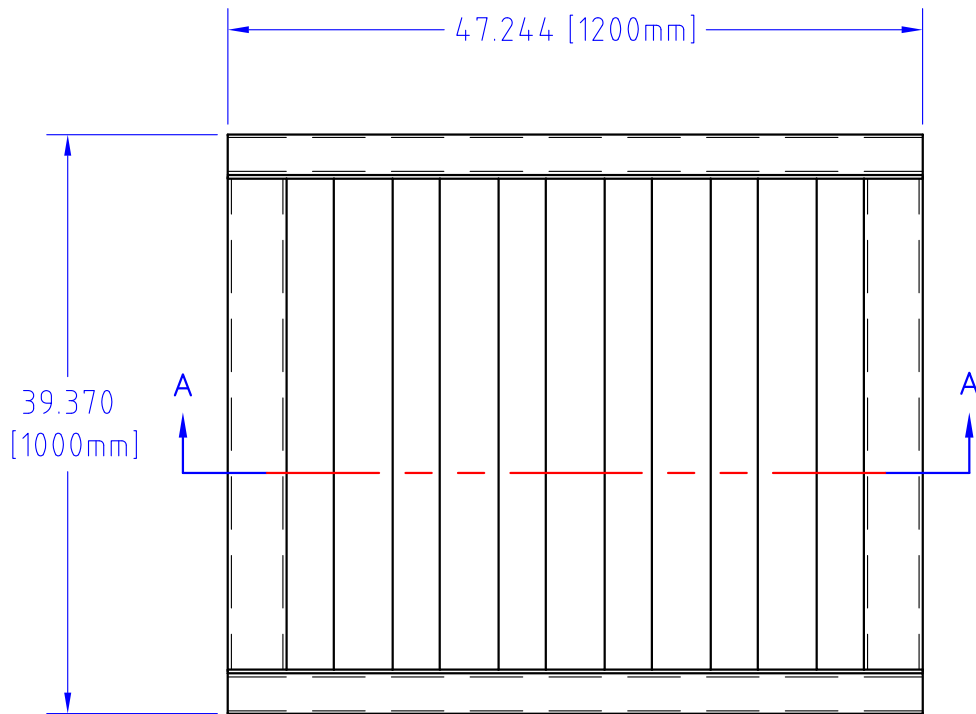


Rev#	ECN#	Date	Change
A	-	03/30/09	New Release



SECTION A-A

NOTES:
1) Round All Sharp Edges.

Your mark of approval indicates you have checked our drawings and will be our authorization to build tooling to fabricate material as shown thereon.

A PROMPT REPLY WILL EXPEDITE DELIVERY.

BY: _____
DATE: _____



Please note that this drawing and the information, specifications, material selections, and know how shown herein are the confidential property of LM Containers. This drawing is provided for the use of our suppliers and customers only, and may not be used by, or distributed for use by any other entities without permission from LMC. This drawing and any copies must be returned to LM Containers upon request.

1000mm x 1200mm 2 Way Heavy Duty Pallet

CAGE Code:		4EAH5	
		Drawn By:	P.J.
		Date:	03/30/2009
		Sheet:	
Weight	56 Lbs.(25 Kgs.)	Revision:	A
Drawing Number:		100PLA959	