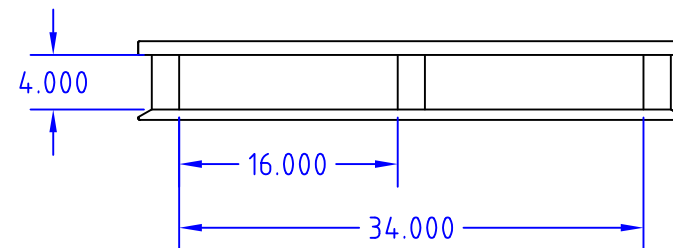
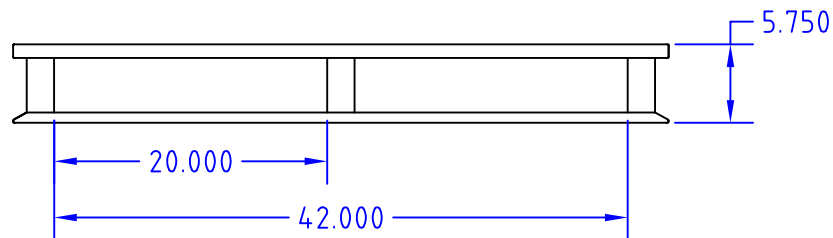
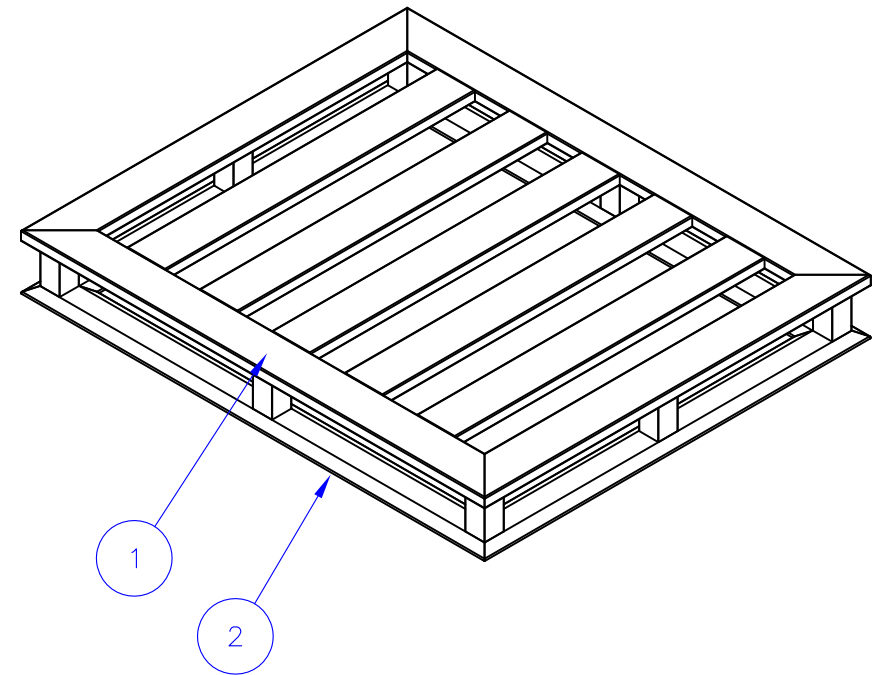
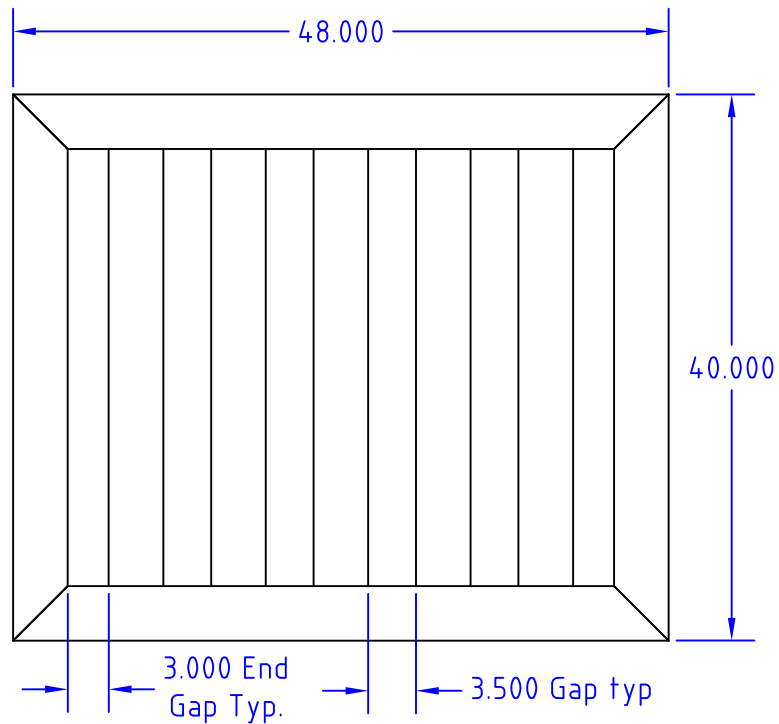


Rev#	ECN#	Date	Change
A	0207021	07/02/02	Added Subassemblies



NOTES:

1) Round All Sharp Edges.

2	1	SASY-PB1-004
1	1	SASY-PD1-006
Det #	Req'd	Part # / Drg. # (if app.)



Please note that this drawing and the information, specifications, material selections, and know how shown herein are the confidential property of LM Containers. This drawing is provided for the use of our suppliers and customers only, and may not be used by, or distributed for use by any other entities without permission from LMC. This drawing and any copies must be returned to LM Containers upon request.

48" x 40" Seal Welded Pallet

CAGE Code:		4E6J0	
		Drawn By:	P.J.
		Date:	06/13/02
		Sheet:	1 of 2
Weight	46.5 Lbs.	Revision:	A
Drawing Number:		100PLA091-1	