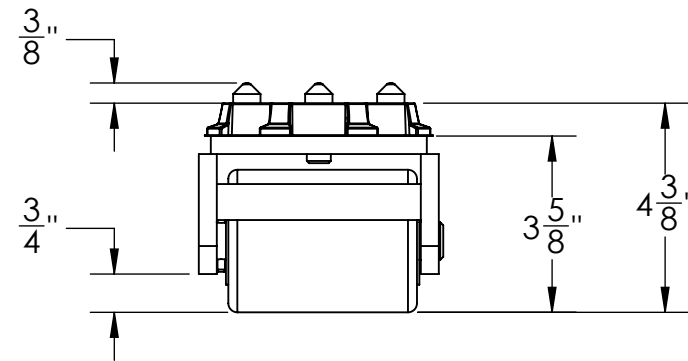
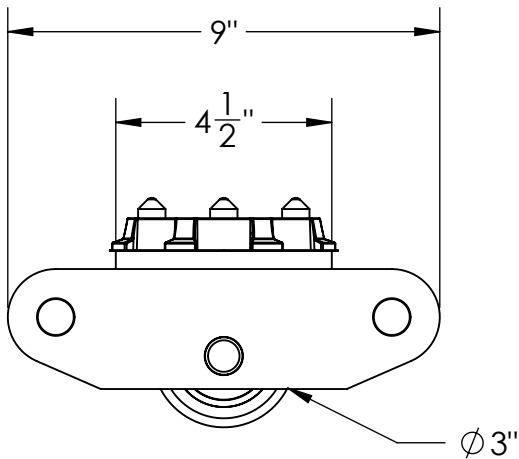
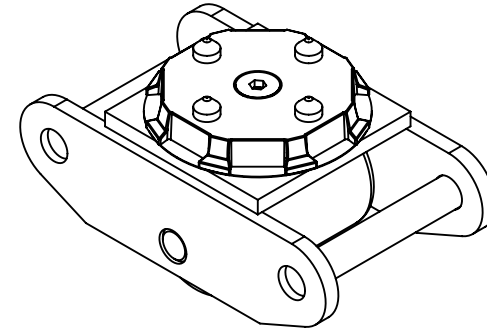
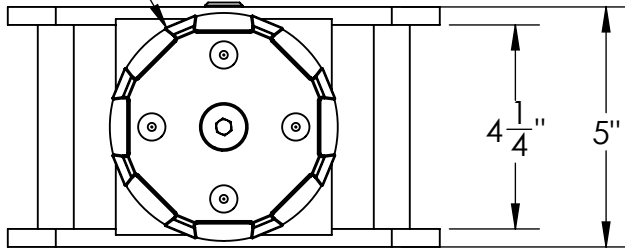


$\phi 4 \frac{3}{4}"$
Swivel Top



Approval Print
Cherry's Industrial Equipment
Date Sent: _____

- ☐ APPROVED. PROCEED WITH FABRICATION
- ☐ APPROVED AS NOTED. PROCEED WITH FABRICATION. FURNISH REVISED PRINTS
- ☐ REVISE AS NOTED. RE-SUBMIT FOR APPROVAL. DO NOT FABRICATE.

Tolerances Unless Otherwise Specified
Decimals: 0.X = +/- 0.1
0.XXX = +/- 0.01
0.XXX = +/- 0.005
Angle: +/- 1
Fraction: +/- 1/4

This drawing is confidential and is supplied on the express condition that it is not copied or communicated to other persons or companies.
Do not scale - If in doubt, ask.
Please inform if modifications are made during manufacture.

Third Angle Projection

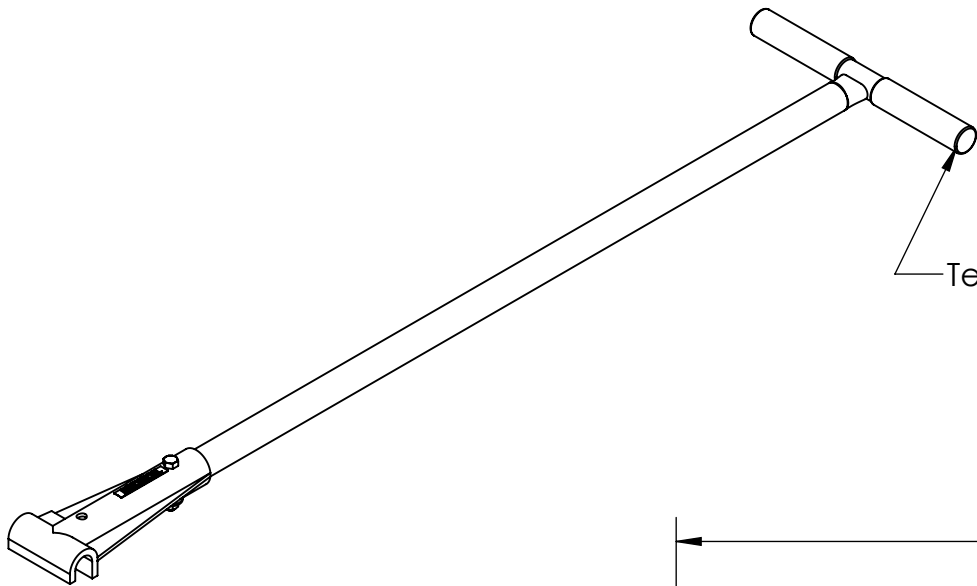
All Units in Inches

X	X/X/XXXX	XXX
#	Date	By
Drawing Revisions		

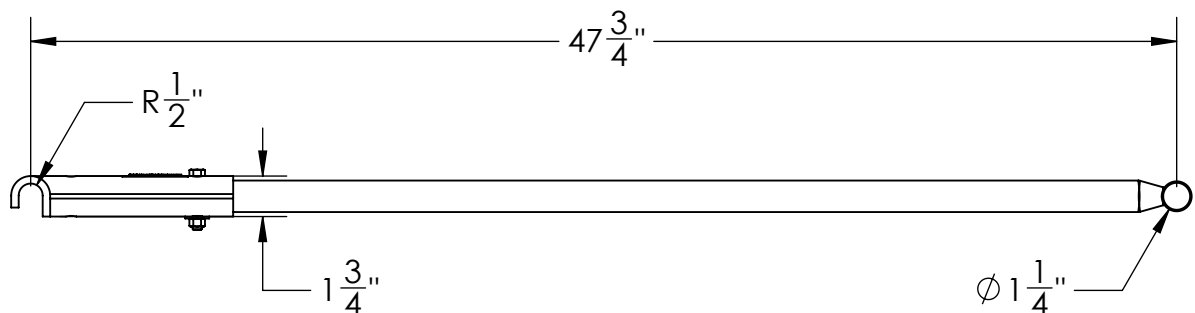
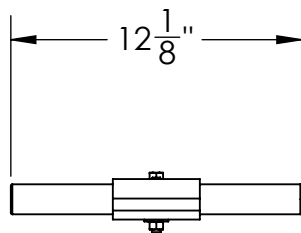
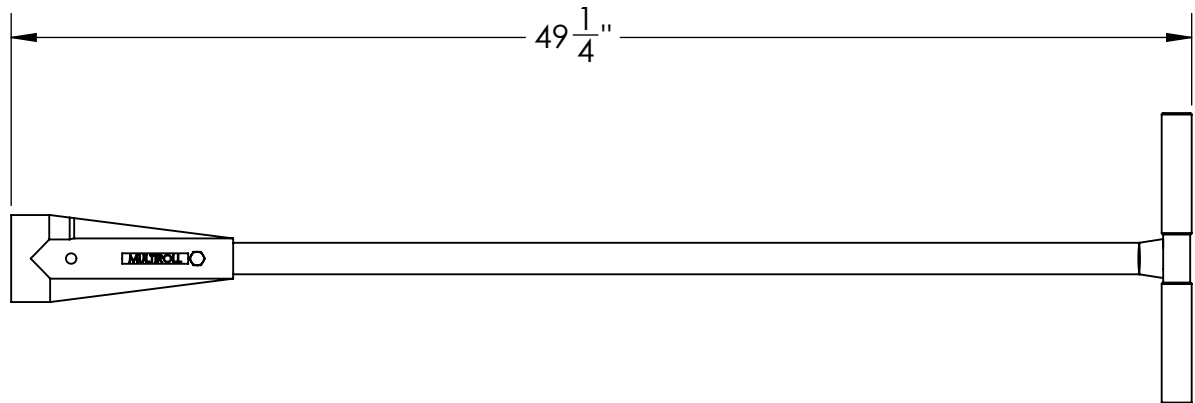
Mark 1
Poly Roller Skid

CHERRY'S
INDUSTRIAL EQUIPMENT
600 Morse Ave.
Elk Grove Village, IL 60007

Date:	10/2/2012
Scale:	1:xx
Drawn By:	RJL
Checked By:	RJL
Material:	Steels
Weight:	14 lbs. Aprx.
Drawing #:	RSMK1a



Textured Grip



Approval Print
Cherry's Industrial Equipment
Date Sent: _____

- ☐ APPROVED. PROCEED WITH FABRICATION
- ☐ APPROVED AS NOTED. PROCEED WITH FABRICATION. FURNISH REVISED PRINTS
- ☐ REVISE AS NOTED. RE-SUBMIT FOR APPROVAL. DO NOT FABRICATE.

Tolerances Unless Otherwise Specified

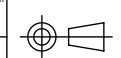
Decimals: 0.X = +/- 0.1
0.XXX = +/- 0.01
0.XXX = +/- 0.005

Angle: +/- 1
Fraction: +/- 1/4

This drawing is confidential and is supplied on the express condition that it is not copied or communicated to other persons or companies.

Do not scale - If in doubt, ask
Please inform if modifications are made during manufacture

Third Angle Projection



All Units in Inches

X	X/X/XXXX	XXX
#	Date	By
Drawing Revisions		

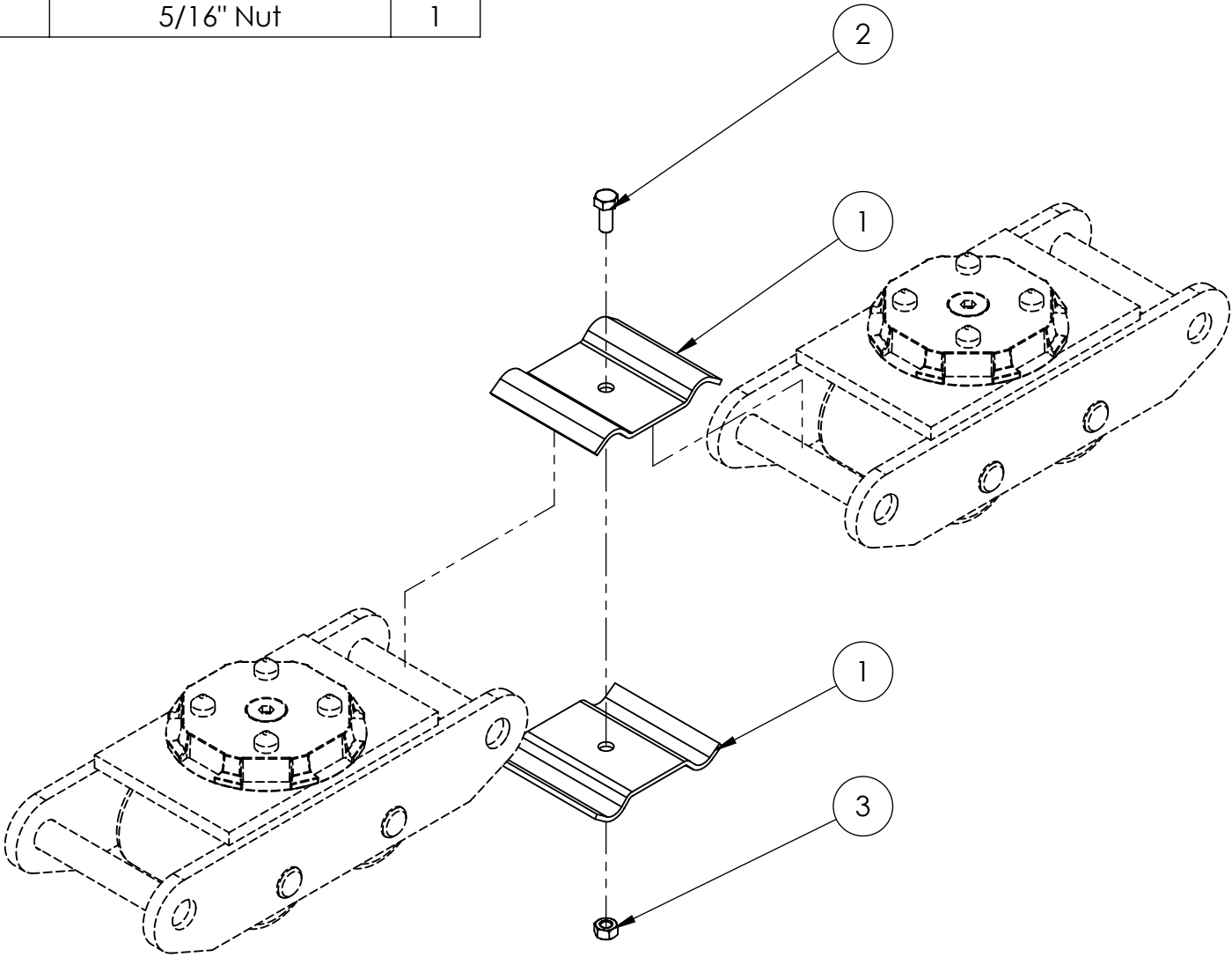
T-Bar Handle
Roller Skid Accessory



600 Morse Ave.
Elk Grove Village, IL 60007

Date:	10/10/2012
Scale:	1:xx
Drawn By:	RJL
Checked By:	RJL
Material:	Steels
Weight:	12 lbs. Aprx.
Drawing #:	T-Bar RS-1007-1

ITEM NO.	PART NUMBER	DESCRIPTION	QTY.
1	RS-A-119	Tandem Connector	2
2		5/16" x 3/4" Bolt	1
3		5/16" Nut	1



Tolerances Unless Otherwise Specified			Tandem Connector Parts Break Down		Date:	10/11/2012
Decimals: 0.X = +/- 0.1 0.XX = +/- 0.01 0.XXX = +/- 0.005			Angle: +/- 0.5 Fraction: +/- 1/16		Scale:	1:xx
This drawing is confidential and is supplied on the express condition that it is not copied or communicated to other persons or companies.			Third Angle Projection		Drawn By:	RJL
Do not scale - If in doubt, ask Please inform if modifications are made during manufacture					Checked By:	RJL
All Units in Inches			X	X/X/XXXX XXX	Material:	-
			#	Date By	Finish:	-
			Drawing Revisions		Drawing #:	Tandem Connector M



600 Morse Ave.
Elk Grove Village, IL 60007